


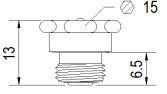


Con filettatura cilindrica

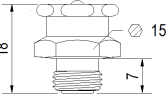
With cylindric thread

1	Acciaio AVP—Zincatura Bianca Fe/Zn 7 II <i>Free Cutting Steel—White Zinc-plated Fe/Zn 7 II</i>	
2	Acciaio AVP—Carbonitrurazione 650<HV<750 e Zincatura Iridescente Fe/Zn 7 IV <i>Free Cutting Steel—Carbonitriding 650<HV<750 and Iridescent Zinc-plated Fe/Zn 7 IV</i>	
3	Acciaio AVP—Trattamento anticorrosione alto resistenziale Geomet 500A <i>Free Cutting Steel—Anticorrosion High Resistance Treatment Geomet 500A</i>	
4	Acciaio INOX AISI 303—Brillantatura <i>Stainless Steel AISI 303—Polishing</i>	
5	Acciaio INOX AISI 316—Brillantatura <i>Stainless Steel AISI 316—Polishing</i>	
6	Ottone EN 12164-CW614—Grezzo, Zincatura Bianca Fe/Zn 7 II o Nichelatura <i>Brass EN 12164-CW614—Without or With Zinc-plated Fe/Zn 7 II or Nickel plated</i>	

Ingrassatori a Testa Piana a Esagono Semplice—Tipo UNI 7662 A
Button Head Grease Nipples Single Hex.—Type UNI 7662 A

Disegno Drawing	Fil. Thread	Ch SW	Codice / Code						
			1 Acciaio/Steel Fe/Zn 7 II	2 Acciaio/Steel C. Fe/Zn 7 IV	3 Acciaio/Steel Geomet 500A	4 AISI 303/AZ	5 AISI 316/A4	6 Ottone/Brass	
	M6x1	15	92.01-ZB			92.01-IN	92.01-IN316	92.01-OT-GR	
	5/16 W	15	92.02-ZB						
	M8x1	15	92.03-ZB				92.03-IN316	92.03-OT-GR	
	M8x1,25	15	92.04-ZB			92.04-IN	92.04-IN316	92.04-OT-GR	
	M10x1	15	92.05-ZB			92.05-IN	92.05-IN316	92.05-OT-GR	
	M10x1	15						92.05-OT-NK *	
	M10x1,25	15	92.10-ZB						
	M10x1,5	15	92.07-ZB						
	3/8 W	15	92.28-ZB						
	7/16 W	15	92.29-ZB						
	M12x1,5	15	92.14-ZB						
	M12x1,75	15	92.15-ZB						
	G 1/8	15	92.12-ZB				92.12-IN		92.12-OT-NK
	G 1/4	15	92.13-ZB						
	1/2 W	15	92.34-ZB						
1/4 W	15	92.35-ZB							
1/8-27 NPT	15	92.36-ZB							
1/4-18 NPT	15	92.37-ZB							

Ingrassatori a Testa Piana a Doppio Esagono—Tipo UNI 7662 B
Button Head Grease Nipples Double Hex.—Type UNI 7662 B

Disegno Drawing	Fil. Thread	Ch SW	Codice / Code					
			1 Acciaio/Steel Fe/Zn 7 II	2 Acciaio/Steel C. Fe/Zn 7 IV	3 Acciaio/Steel Geomet 500A	4 AISI 303/AZ	5 AISI 316/A4	6 Ottone/Brass
	M6x1	15	92.21-ZB			92.21-IN		
	5/16 W	15	92.22-ZB					
	M8x1	15	92.23-ZB					
	M8x1,25	15	92.24-ZB			92.24-IN		
	M10x1	15	92.25-ZB			92.25-IN	92.25-IN316	92.25-OT-GR
	M10x1,25	15	92.20-ZB			92.20-IN		
	M10x1,5	15	92.27-ZB			92.27-IN		
	M12x1,5	15	92.30-ZB					
	M12x1,75	15	92.31-ZB			92.31-IN		
	G 1/8	15	92.32-ZB			92.32-IN	92.32-IN316	92.32-OT-GR
	G 1/4	15	92.33-ZB			92.33-IN	92.33-IN316	92.33-OT-GR

* Versione in Ottone EN 12164-CW614 con trattamento superficiale di Nichelatura

Codici in corsivo su richiesta soggetti a quantità minime di produzione se non disponibili a magazzino.

* Brass EN 12164-CW614 version with Nickel Plating surface treatment

Code ref. written in *Italic* on demand under minimum production quantity if not available at stock.

► continua / continued from previous page

Disegno Drawing	Fil. Thread	Ch SW	Codice / Code					
			1 Acciaio/Steel Fe/Zn 7 II	2 Acciaio/Steel C. Fe/Zn 7 IV	3 Acciaio/Steel Geomet 500A	4 AISI 303/A2	5 AISI 316/A4	6 Ottone/Brass
	3/8 W	15	92.38-ZB					
	7/16 W	15	92.39-ZB					
	1/2 W	15	92.44-ZB					
	1/4 W	15	92.45-ZB					
	1/827 NPT	15	92.46-ZB					
	1/4-18 NPT	15	92.47-ZB					

Ingrassatori a Testa Tonda Piana con Esagono—Tipo DIN 3404 A—M4
Flat & Round Head Grease Nipples with Hexagon—Type DIN 3404 A—M4

Disegno Drawing	Fil. Thread	Ch SW	Codice / Code					
			1 Acciaio/Steel Fe/Zn 7 II	2 Acciaio/Steel C. Fe/Zn 7 IV	3 Acciaio/Steel Geomet 500A	4 AISI 303/A2	5 AISI 316/A4	6 Ottone/Brass
	M6x1	11	71.21-ZB					
	M8x1	11	71.23-ZB					
	M10x1	11	71.25-ZB					

Ingrassatori a Testa Tonda Piana con Esagono—Tipo DIN 3404 A—M1
Flat & Round Head Grease Nipples with Hex.—Type DIN 3404 A—M1

Disegno Drawing	Fil. Thread	Ch SW	Codice / Code					
			1 Acciaio/Steel Fe/Zn 7 II	2 Acciaio/Steel C. Fe/Zn 7 IV	3 Acciaio/Steel Geomet 500A	4 AISI 303/A2	5 AISI 316/A4	6 Ottone/Brass
	M6x1	17	72.21-ZB			72.21-IN	72.21-IN316	
	1/4 W	17	72.22-ZB					
	M8x1	17	72.23-ZB			72.23-IN	72.23-IN316	
	M8x1,25	17	72.24-ZB			72.24-IN	72.24-IN316	
	M10x1	17	72.25-ZB			72.25-IN	72.25-IN316	
	M10x1,5	17	72.27-ZB			72.27-IN	72.27-IN316	
	M12x1,5	17	72.30-ZB					
	G 1/8	17	72.32-ZB			72.32-IN	72.32-IN316	
	G 1/4	17	72.33-ZB			72.33-IN	72.33-IN316	
	M14x1,5	17	72.34-ZB					
M16x1,5	17	72.36-ZB						

Ingrassatori a Testa Tonda Piana Giganti con Esagono—Tipo DIN 3404 B
Flat & Round Giant Head Grease Nipples with Hex.—Type DIN 3404 B

Disegno Drawing	Fil. Thread	Ch SW	Codice / Code					
			1 Acciaio/Steel Fe/Zn 7 II	2 Acciaio/Steel C. Fe/Zn 7 IV	3 Acciaio/Steel Geomet 500A	4 AISI 303/A2	5 AISI 316/A4	6 Ottone/Brass
	M16x1,5	22	92.67-ZB					
	G 1/4	22	92.68-ZB					
	G 3/8	22	92.69-ZB					
	3/8 NPT	22	92.70-ZB					